



Putsch[®]
GROUP

Panel Processing

EBP-320

Automatic Edgebander with Glue Pot





Putzsch[®]
GROUP

EBP-320

Automatic Edgebander with Glue Pot



PLC Controlled

- User friendly system
- Glue temperature is controlled electronically
- Automatic standby feature for glue temperature
- Ergonomic features



Glue Pot

- Glue pot capacity up to approx. 1 kg (2.3 lbs)
- Teflon coated
- 6 heating elements




Flush Trimmers

- Numerical indicators for adjustments
- Option for rotating tracers for use on delicate surfaces
- Combined bevelled/radius cutters
- High efficiency dust hoods



Panel Feed Unit

- Belt driven conveyor
- Panel feed speed is approx. 7 m / min. (approx. 23 ft / min.)



Trimming

- Front and rear end trimming removes excess edges
- PLC controlled working cycle



Complete Protection Guard

- Easy access to working components



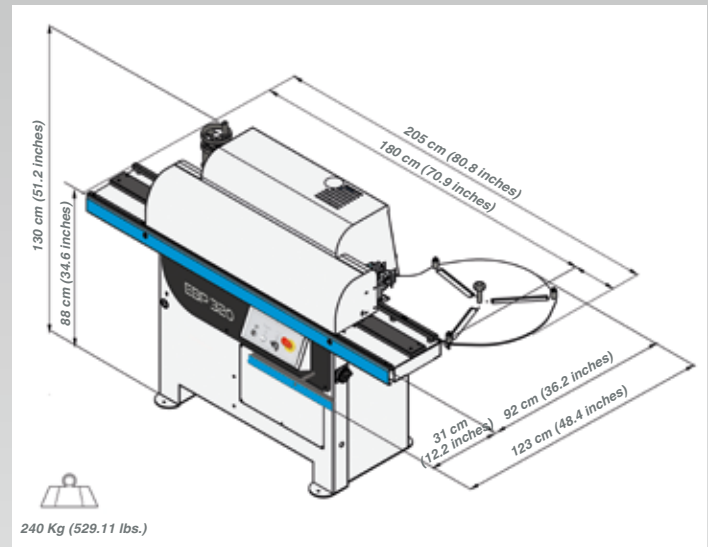


Technical Data

EBP-320

Panel Thickness	min. 10 mm - max. 45 mm	min. 0.39 inches - max 1.77 inches
Edge Thickness	min. 0.4 mm - max. 2.0 mm	min. 0.016 inches - max 0.079 inches
Panel Feed Speed	approx. 7 m / min.	approx. 23 ft / min.
Heating Elements Power	approx. 1.315 kW	approx. 1.8 Hp
Flush Trimming Motor	0.37 kW	0.5 Hp
Combined Radius/Bevelled Cutters	10,000 rpm - Ø 75 mm - radius 2 mm / bevel 15°	10,000 rpm - Ø 2.95 inches - radius 0.079 inches / bevel 15°
Total Power Installed	approx. 2 kW	approx. 2.7 Hp - max. 25 A

Overall Dimensions



Putsch[®] Panel Processing

www.putschusa.com/ebp-edgebanders
PO Box 5128
Asheville, NC 28813



Toll-Free: 800-847-8427
Local Phone: 828-684-0671
Fax: 828-684-4894
Email: panelpro@putschusa.com

Visit our Technical Center:

352 Cane Creek Road
Fletcher, NC 28732



To better display features, options and various components of the machine, some images are shown with important safety features removed. We strongly emphasize that all machinery and equipment be operated only in accordance with operating instructions. Machines and installations described in this catalog are partially equipped with options available at additional cost. All descriptions and technical data are correct at the time of publication and are subject to change.



Putzsch[®]
GROUP

Panel Processing

EBP-420

Automatic Edgebander with Chain Feeding System





Your advantages:

Maximum finishing quality

- Chain feeding system
- Pre-milling
- Interchangeable glue pots with Flex unit
- 2 spaces for finishing units

High performance

- 7 m / min (23 ft / min.) feed speed
- 45 mm (1.77 inches) panel height
- 3 mm (.12 inches) edge coils

Minimum space occupied

- 2.3 m (7 ft 6.6 inches)

Easy to use

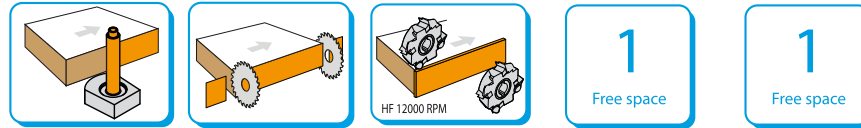
- Parameters are set with a piece of edge
- Easy and intuitive use of machine

EBP-420 Automatic Edgebander with Chain Feeding System

Compositions:

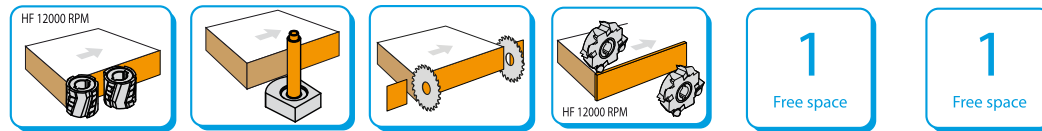
EBP-420

- Chain feeding system
- PLC controlled
- 2 free spaces for finishing units



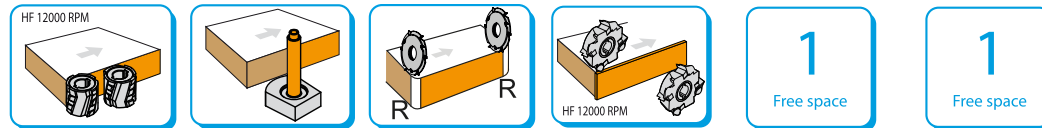
EBP-420 PM

- Pre-milling unit with 2 diamond cutterblocks rotating in opposite directions to obtain an invisible gluing line



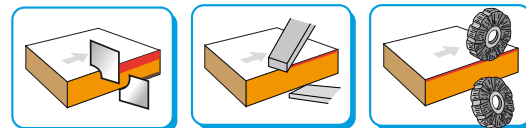
EBP-420 PMVR

- End trim unit with vertical rounding function (optional)



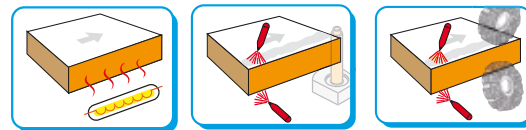
Options for free spaces

- Edge scraping unit
- Glue scraping unit
- Buffing unit



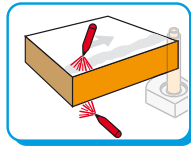
Options without occupying spaces

- Infrared lamp
- Anti-adherence spraying unit
- Polishing spray for buffing unit





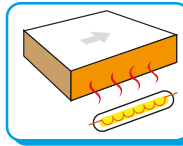
Available Modular Units



Anti-Adherence Spraying Unit (optional)

INSTANT PERFECT CLEANING

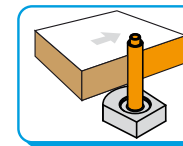
- PLC controlled spray function
- 2 sprayers (lower and upper) and liquid tank



Infrared Lamp (optional)

GUARANTEES THE BEST GLUING CONDITIONS

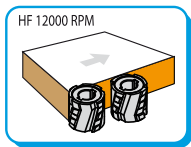
- Creates the best conditions for precise gluing
- Heats panels and removes all traces of dampness



Interchangeable Gluing Unit "Flex" (optional)

MAXIMUM FLEXIBILITY

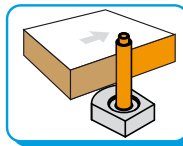
- Quick release device for fast and easy replacement of the glue pot
- Interchangeable teflon coated glue pot that allows for quick and easy cleaning
- Thermal regulation settable on two different temperatures based on the type of glue used
- Automatic standby during the work breaks



Pre-milling Unit (EBP 420 PM - EBP 420 PMVR version) (standard)

INVISIBLE GLUING LINE

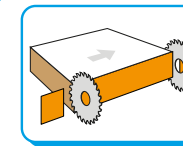
- DIAMOND tools
Ø = 60 mm (2.36 Inches),
H = 52 mm (2.05 inches)
- High frequency motors 200 Hz
- 12,000 rpm
- 0.75 kW (1.01 Hp) (each)
- Dedicated extraction system and blower for panel cleaning before gluing



Gluing Unit (standard)

PRECISE GLUING, QUICK AND PRACTICAL SET-UPS

- 6 heating elements to guarantee uniform glue temperatures
- Motorized glue spreading roller with an internal electrical heating element
- Teflon coated glue pot to permit complete and rapid cleaning

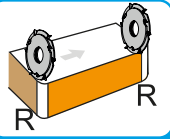


End Trimming Unit (standard)

PERFORMANCE AND VERSATILITY

- 2 blades for perfect front/end trimming on all types of edges
- PLC controlled operating cycle
- Blade rotation speed - 12,000 rpm
- Integrated suction system

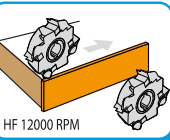
EBP-420 Automatic Edgebander with Chain Feeding System



VR End Trimming Unit (standard)

TWO PROCESSES IN A SINGLE PASSAGE

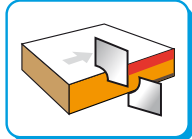
- VR end trim unit with vertical rounding function (opt.)
- Vertically mills off front and rear excess edge of panel when being processed
- 2 processing modes:
 - straight (thin edges and wooden strips)
 - radius (ABS and PVC thick edges)



Flush Trimming Units (standard)

NO ADJUSTMENTS

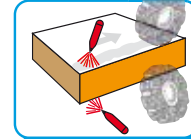
- The system reads the thickness of the edge to prevent mistakes
- Rapid changeovers between radius milling for thin and solid edges
- 2 High frequency motors
200 Hz - 12,000 rpm - 0.37 kW (.5 Hp)



Edge Scraping Unit (optional)

PERFECT PLASTIC EDGES
EVEN IN BACKLIGHT

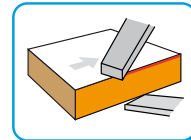
- Fans for removal of shavings
- Dust extraction system complete with a box to separate and collect edge scraped shavings



Polishing Spray Unit (optional)

MIRROR FINISHING

- PLC controlled spray function
- 2 sprayers (lower and upper) and liquid tank



Glue Scraping Unit (optional)

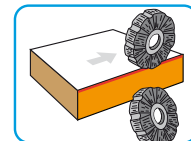
REMOVAL OF EXCESS GLUE

- Top and bottom glue scraping units
- 2 separate knobs allow for easy positioning of the tool and a fast exclusion of the unit

Pneumatic Shear, Pressure Rollers, Edge Feeding System (standard)

DETAILS THAT MAKE THE DIFFERENCE

- Edge feeding is synchronized with the panel that is being processed
- Oscillatory movement of the cutting shear unit to guarantee perfect gluing
- Quick and precise positioning of the pressure rollers.



Buffing Unit (optional)

BRIGHT AND SHINY EDGES

- Uniform coloring and finishing even on processed edges
- 2 motors for buffing unit - diameter 120 mm (4.72 inches) rotating at 1,400 rpm



Pre-Milling (EBP-420 PM and EBP-420 PMVR Versions)

PRACTICAL AND PRECISE

- Inlet guide with a precise adjustment that is complete with a numerical decimal indicator for the measure of the pre-mill
- Maximum pre-milling adjustment 2 mm (0.079 inches) with a panel height of 8 mm - 45 mm (0.31 inches - 1.77 inches)

MAXIMUM FINISHING QUALITY

- 2 high frequency motors 2 x 0.75 kW (1.01 Hp), 12,000 / g / min.
- Diamond cutterblock Ø 60 mm (2.36 inches), h 49 mm (1.93 inches) with 2 extractor hood Ø 80 mm (3.15 inches)



EBP-420 Automatic Edgebander with Chain Feeding System

Panel Chain Feeding System

FOR INDUSTRIAL QUALITY EDGEBANDING

- Firm grip of panel guaranteed by special non-slip rubber pads
- Linear feeding ensured by double sliding tracks. The tracks have a special geometric profile which is accurately machined to a hundredth of a millimeter
- Long lasting monolithic frame fully machined in only one cycle on a CNC machine center



VR End Trim Unit with Vertical Rounding Function (optional)

TWO PROCESSES IN A SINGLE PASSAGE

- Cuts and vertically mills off front and rear excess edge of panel
- 2 processing modes:
 - straight (thin edges and wooden strips)
 - radius (ABS and PVC thick edges)
- Unit controlled by PLC with the ability to specifically choose the processing mode for the front and the rear of the panel
- High frequency motor 0.22 kW (.3 Hp) - 12,000 rpm
- Integrated dust extraction system that includes the extractor hood for the wood chips and flexible hose for connection to the external port Ø = 120 mm (4.7 inches)



Interchangeable Glue Pots with Flex Unit

MAXIMUM FLEXIBILITY

- Interchangeable teflon coated glue pot that allows for quick and easy cleaning
- Glue pot capacity 1 kg (2.3 lbs.)
- Quick release device for fast and easy replacement of the glue pot
- Thermal regulation settable on two different temperatures based on the type of glue used

Work Set-Ups

ERGONOMICS, PRECISION AND RELIABILITY

- The pressure bar, made from two rows of idle rubber rollers, is adjustable by a handwheel complete with a mechanical numerical indicator. The self-locking mechanism assures a precise and stable positioning.
- Conveniently located control panel



Trimming Units

NO ADJUSTMENT

- The system reads the thickness of the edge to prevent mistakes
- Quick changeover between milling operations radial, thin edge, solid wood



Internal LED Light (optional)

ALL UNITS UNDER CONTROL

- The internal LED lights within the units allow you to make adjustments safely, even in bad lighting conditions



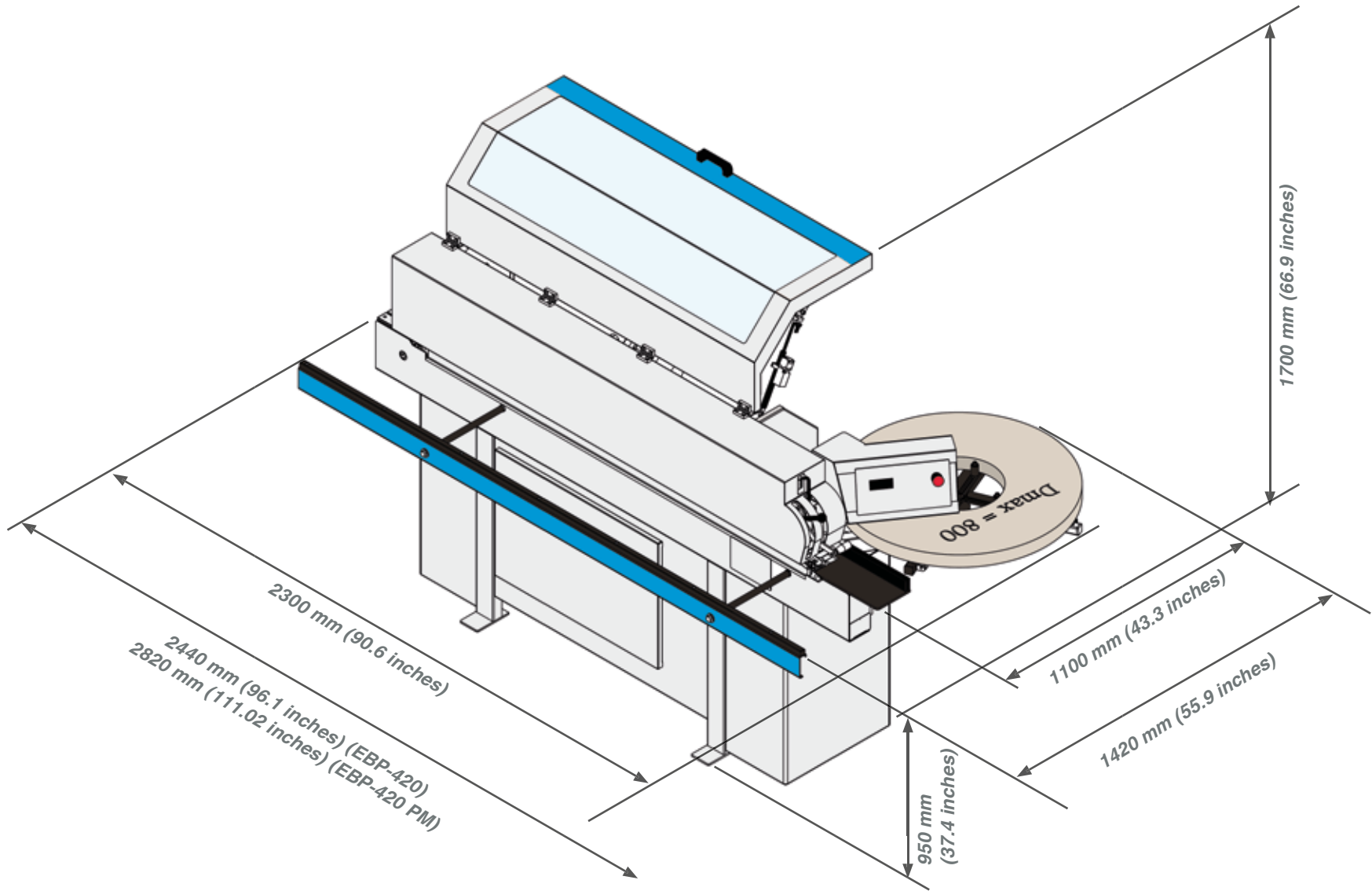
Technical Data

EBP-420

Min. / Max Panel Height	min. 8 mm - max. 45 mm	min. 0.31 inches - max. 1.77 inches
Min. / Max. Edge Thickness	0.4 mm - 3 mm (coils) / 0.4 mm - 5 mm (strips)	0.016 inches - 0.12 inches (coils) / 0.016 inches - 0.2 inches (strips)
Minimum Panel Width	95 mm	3.74 inches
Minimum Panel Length (side being processed)	210 mm	8.26 inches
Panel Feed Speed	7 m / min.	23 ft / min.
Pre-milling Motors (each)	200 Hz - 13,440 rpm - 0.75 kW	200 Hz - 13,440 rpm - 1.01 Hp
Glue Pot Heating Element	1,490 W - 6 heating units	1,490 W - 6 heating units
End Trimming Blade Rotation Speed	10,080 rpm	10,080 rpm
End Trimming Motor	60 Hz - 0.18 kW	60 Hz - 0.24 Hp
Flush Trimming Motors (each)	200 Hz - 13,440 rpm - 0.22 kW	200 Hz - 13,440 rpm - 0.29 Hp
Combined Radius/Bevelled Cutters	Ø 75 mm - hole Ø 16 mm (r=2 mm - 3 mm)	Ø 2.95 inches - hole Ø 0.63 inches (r=0.08 inches - 0.12 inches)
Total Power Installed	approx. 5 kW - max. 25 A	approx. 6.7 Hp - max. 25 A
Weight	approx. 420 kg	approx. 926 lbs.

EBP-420 Automatic Edgebander with Chain Feeding System

Overall Dimensions





Putsch[®] Panel Processing

www.putschusa.com/ebp-edgebanders
PO Box 5128
Asheville, NC 28813

Toll-Free: 800-847-8427
Local Phone: 828-684-0671
Fax: 828-684-4894
Email: panelpro@putschusa.com



Visit our Technical Center:

352 Cane Creek Road
Fletcher, NC 28732

To better display features, options and various components of the machine, some images are shown with important safety features removed. We strongly emphasize that all machinery and equipment be operated only in accordance with operating instructions. Machines and installations described in this catalog are partially equipped with options available at additional cost. All descriptions and technical data are correct at the time of publication and are subject to change.

© 2020 All Rights Reserved, Putsch[®] & Company, Inc.,
Asheville, NC USA




Putsch[®]
GROUP

Panel Processing

EBP-950

Automatic Edgebander with Chain Feeding System





Your advantages:

Maximum finishing quality

- Chain feeding system
- Pre-milling
- Gluing with polyurethane glue
- Corner rounding unit
- 3 free spaces for finishing units

High performance

- 9 m/min (29 ft 6.3 inches/min.) feed speed
- 50 mm (1.97 inches) panel height
- 3 mm (0.12 inches) edge coils
- 5 mm (0.19 inches) solid wood strips

Minimum space occupied

- 3.2 m (10 ft 6 inches) PM version
- 3.7 m (12 ft 1.7 inches) PMCR version

Easy to use

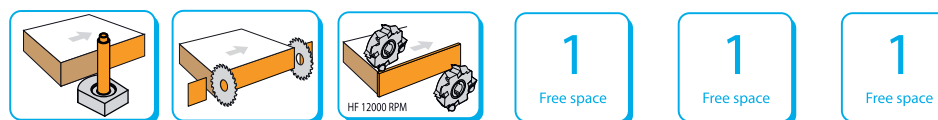
- Parameters are set with a piece of edge
- Easy and intuitive use of machine
- Flush trimmers with multiprofile tool (thin-R1-R2-strips)

EBP-950 Automatic Edgebander with Chain Feeding System

Compositions:

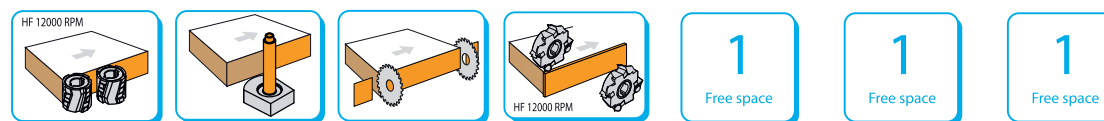
EBP-950

- Chain feeding system
- PLC controlled
- 3 free spaces for finishing units



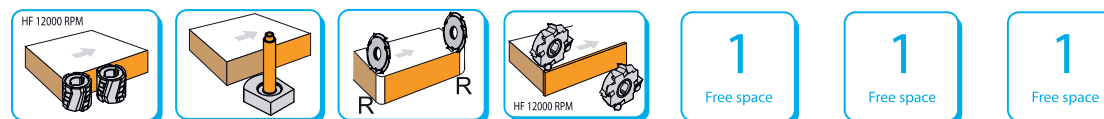
EBP-950 PM

- Pre-milling unit with 2 diamond cutter-blocks rotating in opposite directions to obtain an invisible gluing line




EBP-950 PMVR

- Pre-milling and VR end trim unit with vertical rounding function (optional)



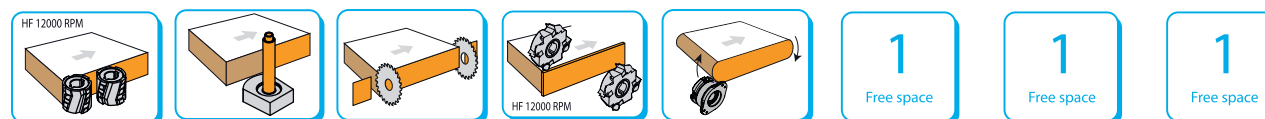
EBP-950 CR

- Corner rounding unit to finish panel corners on straight, bevelled or shaped edges



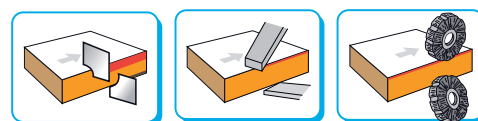
EBP-950 PM CR

- With pre-milling and corner rounding unit. The most complete solution for companies who want top quality processing on all types of panels



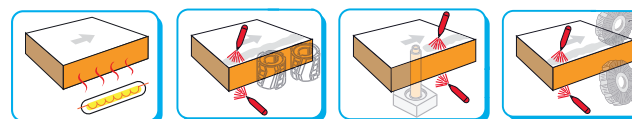
Options for free spaces

- Edge scraping unit
- Glue scraping unit
- Buffing unit



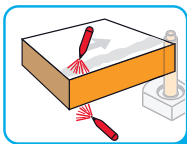
Options without occupying spaces

- Infrared lamp
- Cleaning spray unit
- Anti-adherence spray unit
- Polishing spray unit





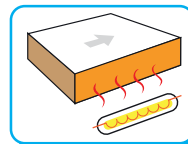
Available Modular Units



Anti-Adherence Spraying Unit (optional)

INSTANT CLEANING

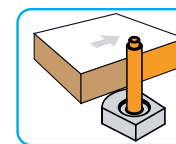
- PLC controlled spray function
- 2 sprayers (lower and upper) and liquid tank
- **Required option with the PURE gluing unit**



Infrared Lamp (optional)

GUARANTEES THE BEST GLUING CONDITIONS

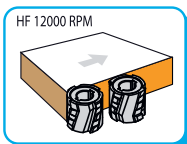
- Creates the best conditions for perfect gluing
- Heats panels and removes all traces of dampness



Gluing Unit PURE (optional)

POLYURETHANE GLUE (PURE)

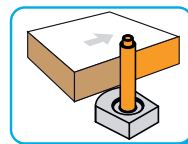
- You can process either with polyurethane glue (PURE) or with EVA glue
- With the PURE glue the machine can be idle for up to 72 hours without effecting the cleaning procedure
- Manual loading of granules (glue pot 0.5 kg (0.017 oz))
- Automatic cleaning of glue spreading roller
- Interchangeable glue pot



Pre-milling Unit

INVISIBLE GLUING LINE

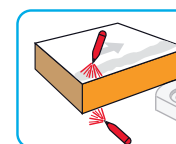
- DIAMOND tools
Ø = 60 mm (2.36 inches),
H = 52 mm (2.05 inches)
- HF motors 200 Hz
- 12 000 rpm, 0.75 kW (1.01 Hp) each
- Dedicated extraction system and blower for panel cleaning before gluing



Gluing Unit (standard)

PRECISE GLUING, QUICK AND PRACTICAL SET-UPS

- 6 heating elements to guarantee uniform glue temperatures
- Motorized glue spreading roller with an internal electrical heating element
- Teflon coated glue pot to permit complete and rapid cleaning

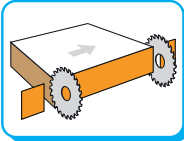


Antistatic and Cooling Spray Unit (optional)

ALWAYS USE BEST WORKING CONDITIONS

- PLC controlled spray function
- 2 sprayers (bottom and top) and liquid tank
- Suggested option with the PURE gluing unit
- Alternatively, you can choose the spray for glossy panels and edges (high-gloss)

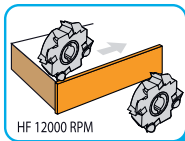
EBP-950 Automatic Edgebander with Chain Feeding System



End Trimming Unit

PERFORMANCE AND VERSATILITY

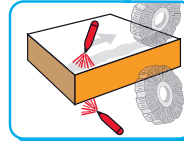
- 2 blades for perfect front/rear end trimming on all types of edges
- PLC controlled operating cycle
- High frequency motor 200 Hz - 12 000 rpm - 0.22 kW (.29 Hp)
- Integrated extraction system



Flush Trimming Unit

NO ADJUSTMENTS

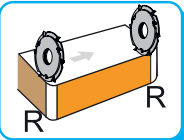
- The system reads the thickness of the edge to prevent mistakes
- Rapid changeovers between radius milling for thin and solid edges
- 2 high frequency motors 200 Hz - 12 000 rpm - 0.37 kW (.49 Hp)



Polishing Spray Unit (optional)

MIRROR FINISHING

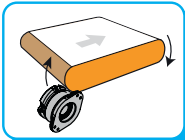
- PLC controlled spray function
- 2 sprayers (lower and upper) and liquid tank



VR End Trimming Unit

TWO PROCESSES IN A SINGLE PASSAGE

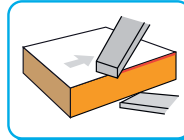
- VR end trim unit with vertical rounding function (opt.)
- Vertically mills off front and rear excess edge of panel when being processed
- 2 processing modes:
 - straight (thin edges and wooden strips)
 - radius (ABS and PVC thick edges)



Corner Rounding Unit

PERFECT FINISHING

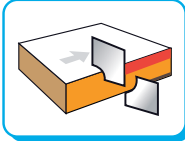
- Finishing of front and rear corners on straight, bevelled or postformed panels
- Diamond cutterblock
- PLC touchscreen selects front, rear or complete panel processing



Glue Scraping Unit (optional)

REMOVAL OF EXCESS GLUE

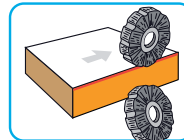
- Top and bottom glue scraping unit
- 2 separate knobs which allow for easy positioning of the tool and a fast exclusion of the unit



Edge Scraping Unit (optional)

PERFECT PLASTIC EDGES EVEN IN BACKLIGHT

- Fans for removal of shavings
- Dust extraction system complete with a box to separate and collect edge scraped shavings



Buffing Unit (optional)

BRIGHT AND SHINY EDGES

- Uniform coloring and finishing even on processed edges
- 2 motors for buffing unit - diameter 120 mm (4.72 inches) rotating at 1.400 rpm

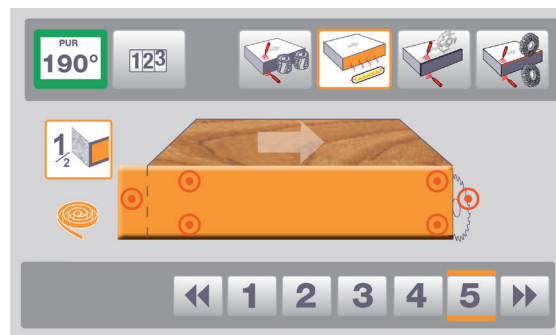


TOUCHME

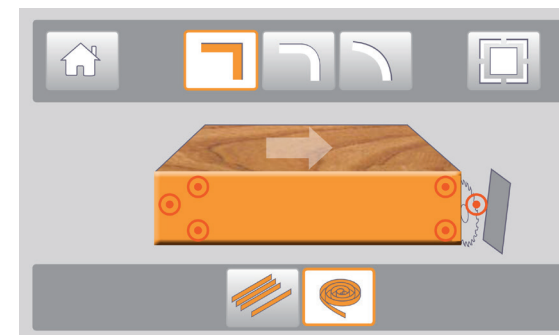
Touchscreen Control

Easy to use

- 7" color display
- Save up to 99 working programs
- Connect to the network (opt.) to transfer statistical data, online diagnostics and updates



Impossible to go wrong; the graphic visualizes the direct result of the process on the edged panel



Just one click to choose the desired workmanship



EBP-950 Automatic Edgebander with Chain Feeding System

Panel Chain Feeding System

The definitive solution for industrial quality edgebanding

- Firm grip of panel guaranteed by special non-slip rubber pads
- Linear feeding ensured by double sliding tracks. The tracks have a special geometric profile which is accurately machined to the hundredth of a millimeter
- Long lasting monolithic frame fully machined in only a single cycle on a CNC machine center






PURE


Gluing Unit (optional)

Revolutionary gluing technology

- Water resistant at any temperature:
holding and bonding of edge which cannot be
obtained by any other traditional gluing system
- Invisible joints:
finishing quality incomparable to
other traditional gluing systems




- Processing both, PURE and EVA glue
- With the PURE glue, the machine
can be idle for up to 72 hours without
effecting any cleaning procedure
- Automatic cleaning of glue spreading roller
- Glue roller with integrated heating
-> uniform and constant glue temperature
- Manual loading of granules
(glue pot 0.5 kg (.017 oz))
- Automatic glue drainage cycle, equipped
with a drip tank for the discharged glue
- Upon request, an additional
interchangeable glue pot is available



ATTENTION
MANUAL CYCLE
OF CLEANING
GLUING UNIT
USE ONLY
WHEN
GLUE POT
HEATED


EBP-950 Automatic Edgebander with Chain Feeding System



“Nesting” Copiers (optional)

Special operations


- Allows to edge panels with cavities to hold hardware
- The flush trim copier is equipped with 3 bearings which guarantee the 3 supporting points



VR End Trim Unit with Vertical Rounding Function (optional)

Two processes in a single passage

- Cuts and vertically mills off front and rear excess edge of panel
- Two processing modes:
 - straight (thin edges and wooden strips)
 - radius (ABS and PVC thick edges)
- Unit controlled by the PLC with the ability to choose the processing mode: front, rear, or entire panel
- High frequency motor 0.22 kW (.29 Hp)
 - 12 000 rpm
- Integrated dust extraction system



Internal LED Light (optional)

All units under control

- The internal LED lights within the units allow you to make adjustments safely, even in bad lighting conditions



Technical Data

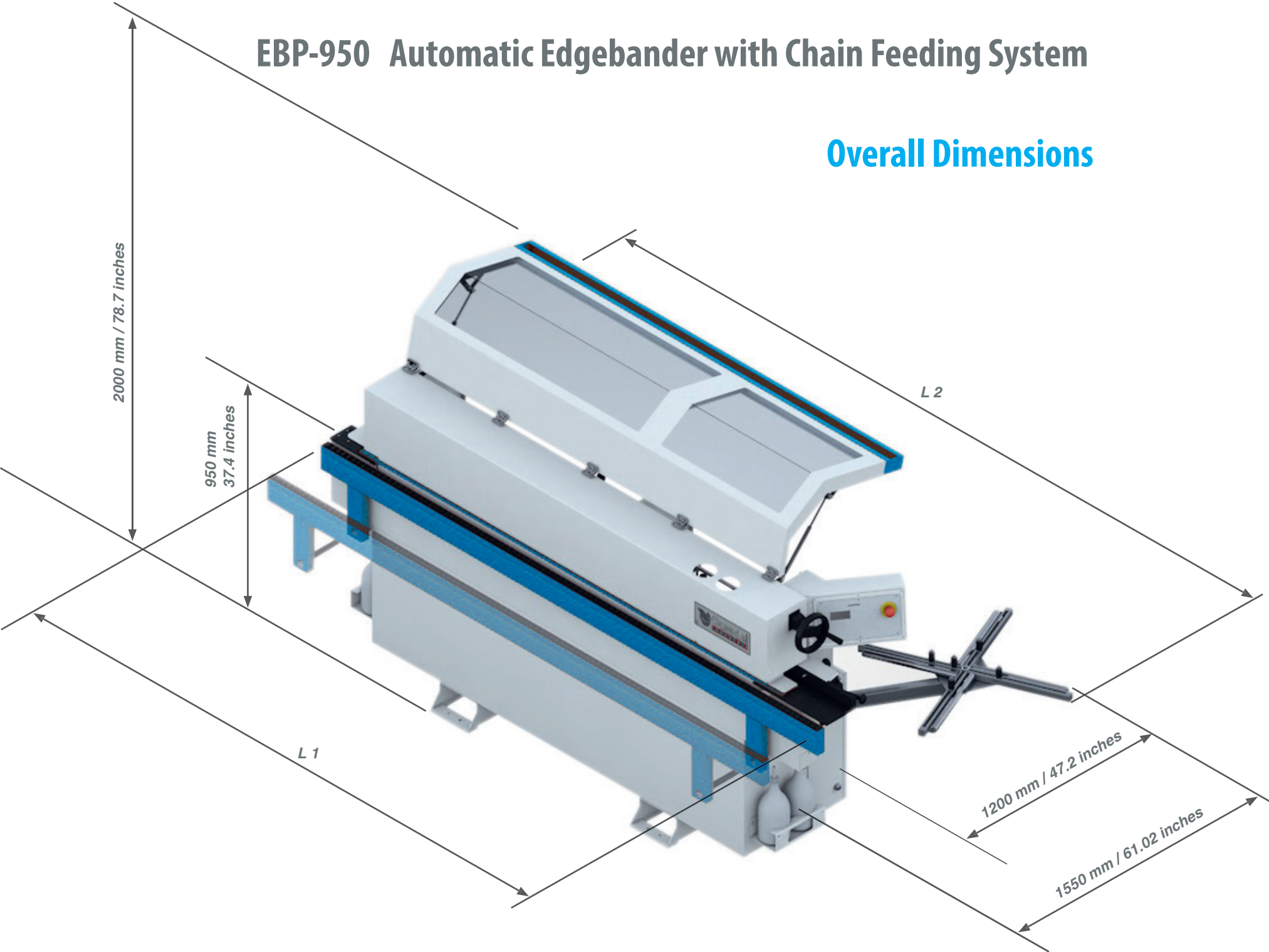
EBP-950

Min. / Max Panel Height	min. 8 mm - max. 45 mm	min. 0.31 inches - max 1.77 inches
Min. / Max. Edge Thickness	0.4 mm - 3 mm (coils) 0.4 mm - 5 mm (strips)	0.016 inches - 0.12 inches 0.016 inches - 0.2 inches
Panel Width	min. 95 mm	min. 3.74 inches
Panel Length (side being processed)	min. 110 mm	min. 4.33 inches
Panel Feed Speed	9 m / min.	29 ft 6.3 inches / min.
Pre-milling Motors (each)	200 Hz - 12 000 rpm - 0.75 kW	200 Hz - 12,000 rpm - 1.01 Hp
Glue Pot Heating Element	1315 W - 6 heating units	1315 W - 6 heating units
End Trimming Motors	200 Hz - 12 000 rpm - 0.22 W	200 Hz - 12 000 rpm - 0.22 W
Flush Trimming Motors (each)	200 Hz - 12 000 rpm - 0.22 W	200 Hz - 12 000 rpm - 0.22 W
Combined Radius / Bevelled Cutters	Ø 75 mm - hole Ø 16 mm (r=2 - 3 mm)	Ø 2.95 inches - hole Ø 0.63 inches (r=0.08 inches - 0.12 inches)
Total Power Installed	approx. 5 kW - max 25 A	approx. 6.7 Hp - max 25 A
Weight	approx. 525 kg	approx. 1157 lbs

	EBP-950	EBP-950 PM	EBP-950 CR	EBP-950 PM CR
L1	2610 mm (102.75 inches)	2610 mm (102.75 inches)	3110 mm (122.44 inches)	3110 mm (122.44 inches)
L2	3130 mm (123.22 inches)	3130 mm (123.22 inches)	3630 mm (142.91 inches)	3630 mm (142.91 inches)

EBP-950 Automatic Edgebander with Chain Feeding System

Overall Dimensions





®

Putsch®
GROUP



Putsch® Panel Processing

www.putschusa.com/ebp-edgebanders
PO Box 5128
Asheville, NC 28813

Toll-Free: 800-847-8427
Local Phone: 828-684-0671
Fax: 828-684-4894
Email: panelpro@putschusa.com



Visit our Technical Center:

352 Cane Creek Road
Fletcher, NC 28732

To better display features, options and various components of the machine, some images are shown with important safety features removed. We strongly emphasize that all machinery and equipment be operated only in accordance with operating instructions. Machines and installations described in this catalog are partially equipped with options available at additional cost. All descriptions and technical data are correct at the time of publication and are subject to change.

© 2020 All Rights Reserved, Putsch® & Company, Inc.,
Asheville, NC USA



Putsch[®]
GROUP

Panel Processing

EBP-980

Automatic Edgebander with Chain Feeding System






PLC Controlled

- User friendly system
- Glue temperature is controlled electronically
- Automatic standby feature for temperature



Glue Pot

- Automatic standby feature for temperature
- Glue pot capacity 2 kg (4.41 lbs.)
- Teflon coated
- 7 heating elements - 3,050 W



EBP-980 Automatic Edgebander with Chain Feeding System


Pressure Rollers

- Adjustment with numerical indicators
- Pressure is adjusted independently
- 1st roller Ø 110 mm (4.33 inches) (motorized OPT)



Flush Trimmers

- High frequency motors tiltable up to 25°
- Numerical indicators for adjustments
- Front and rear cutting blades
- Combined radius/bevelled cutters




Glue Scraping Unit (optional)

- Glue scraping adjustments
- Copy bearings




Trimming Cut-Off

- End trims front and rear excess edge
- PLC controlled working cycle
- High frequency motor 200 Hz
- Dust extraction included



Edge Scraping Unit

- Different radius kives upon request
- Numerical indicators
- Air blow for shaving removal



Buffing Unit (optional)

- Buffing unit Ø 120 mm (4.72 inches) - 3,000 rpm - each, 0.13 kW (.17 Hp)



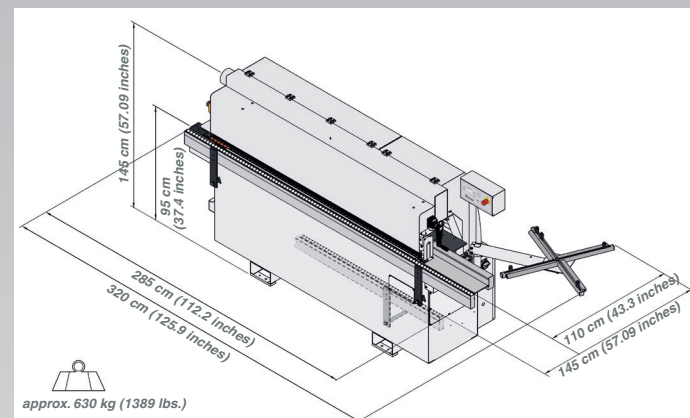
Putsch
GROUP

Technical Data

EBP-980

Min. / Max Panel Height	min. 8 mm - max. 60 mm	min. 0.31 inches - max. 2.36 inches
Panel Width	min. 110 mm	min. 4.33 inches
Panel Length (side being processed)	min. 120 mm	min. 4.72 inches
Min. / Max. Edge Thickness	0.4 mm - 3 mm (coils) / 0.4 - 5 mm (strips)	0.016 inches - 0.12 inches (coils) / 0.016 inches - 0.19 inches (strips)
Panel Feed Speed	11 m / min.	36 ft 1.1 inches / min.
End Trimming Motors	200 Hz - 12,000 rpm - 0.27 W	200 Hz - 12,000 rpm - 0.27 W
Flush Trimming Motors (each)	200 Hz - 12,000 rpm - 0.50 W	200 Hz - 12,000 rpm - 0.50 W
Combined Radius/Bevelled Cutters	Ø 75 mm - hole Ø 16 mm (r=2 - 3 mm)	Ø 2.95 inches - hole Ø 0.63 inches (r=0.08 - 0.12 inches)
Total Power Installed	approx. 5 kW - max. 25 A	approx. 6.7 Hp - max. 25 A

Overall Dimensions



Putsch® Panel Processing

www.putschusa.com/ebp-edgebanders
PO Box 5128
Asheville, NC 28813



Toll-Free: 800-847-8427
Local Phone: 828-684-0671
Fax: 828-684-4894
Email: panelpro@putschusa.com

Visit our Technical Center:

352 Cane Creek Road
Fletcher, NC 28732



To better display features, options and various components of the machine, some images are shown with important safety features removed. We strongly emphasize that all machinery and equipment be operated only in accordance with operating instructions. Machines and installations described in this catalog are partially equipped with options available at additional cost. All descriptions and technical data are correct at the time of publication and are subject to change.

© 2020 All Rights Reserved, Putsch® & Company, Inc., Asheville, NC USA