





## EBP 320 Series

Compact, mobile-friendly edgebander with quick-heating glue pot. Available in either single\* or three phase, this edgebander offers belt-driven feed over aligning rollers, top-and-bottom flush trim and guillotine front-and-back end trim. Handles 0.4 mm to 2 mm banding.

- Feed speed: 7 m/min
- Panel thickness: 10 - 45 mm
- Tape Thickness: 0.4 mm to 2 mm
- Min. panel length (taped edge) /width: 220 mm x 110 mm
- Glue pot capacity: 1 kg
- Max. coil diameter: 600 mm

\*Single phase available at extra cost





## EBP 420 Series

Our most compact chain-feed edgebander, the **EBP 420 Series** offers saw blade end trim along with top-and-bottom flush cutters with replaceable blades. In addition, the chassis is built allow for 2 additional optional processes (edge/radius scraping, glue scraping and/or buffing unit) along with anti-adhesive and/or cleaning spray units.


Unique to the compact class we also offer the **EBP 420 PM with Pre-Mill** with twin diamond cutters to deliver a perfect edge prior to glue application and eliminate chipping.

- Feed speed: 7 m/min
- Panel thickness: 10 - 45 mm
- Tape Thickness: 0.4 mm to 3 mm
- Min. panel length (taped edge) /width: 210 mm x 95 mm
- Glue pot capacity: 1 kg
- Max. coil diameter: 800 mm

\*Single phase available at extra cost  
(pre-mill three phase only)




## EBP 950 Series




Simple to operate and maintain, the **EBP 950** offers all the options necessary for amazing results (pre-mill, edge/radius scraping, corner rounding, glue scraping, buffing and spray units) within a design that is far more space efficient than most similarly equipped edgebanders.

The **EBP 950** uses a PLC-based control that is intuitive to use and requires no special programming. The machine has a feed rate of 9 meters per minute along a chain-driven track that securely holds panels to the aligning fence for better banding application. The pre-mill features twin 60 mm diamond blades that eliminates chipped edges. The single unit corner rounder can work straight, curved and mitered edges. The **EBP 950** can be also configured with pre-mill or corner round only if certain operations are not necessary.

- Feed speed: 9 m/min
- Panel thickness: 8 - 50 mm
- Tape Thickness: 0.4 mm to 3 mm
- Manually Fed Strips (30 mm max height) Thickness: 4 mm
- Min. panel length (taped edge) /width: 110 mm x 95 mm
- Glue pot capacity: 1 kg
- Max. coil diameter: 800 mm



Pre Mill Unit with  
Diamond Blades



End Trim Unit with  
Corner Rounding Unit




## EBP 980 Series



The **EBP 980** is designed work thick banding (up to 10 mm) as well as wooden strips (automatic feed available). Available with or without pre-mill operation, this version handles up to 60 mm thick panels making it perfect for commercial and educational projects, doors and other custom projects. The heavier chassis is built to handle larger panels without sacrificing ease of use.

The **EBP 980** uses a PLC-based control that is intuitive to use and requires no special programming. The machine has a feed rate of 11 meters per minute along a chain-driven track that securely holds panels to the aligning fence for better banding application. The pre-mill features twin 60 mm diamond blades that eliminates chipped edges.

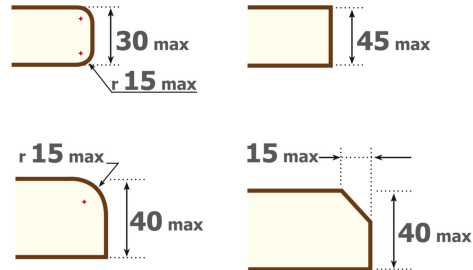
- Feed speed: 11 m/min
- Panel thickness: 8 - 60 mm
- Tape Thickness: 0.4 mm to 3 mm (up to 10 mm with Kit)
- Min. panel length (taped edge) /width: 2120 mm x 110 mm
- Glue pot capacity: 2 kg
- Max. coil diameter: 800 mm
- Max Thickness (automatic strip magazine): 10 mm
- Max Thickness (manual strip feed): 6 mm





## PCR

The PCR is a pneumatically powered unit that offers workshops with an existing edgebander the advantages of corner rounding. Requiring no electrical hook-up, the PCR requires minimal floor space for a machine that easily integrates with existing production.



## Edgebander Service and Support

Putsch USA offers technical support, spare parts and field service to all current generation Putsch EBP Series edgebander. In addition, we also support and service older Laguna, Felder G-Series and Casadei-Industria edgebanders. Please email [sawtech@putschusa.com](mailto:sawtech@putschusa.com) or call 800-847-8427 to schedule.



## About Putsch



Since 1871 Putsch Group has grown into a world-leader in the agricultural, filtration, bio-fuels and panel processing industries. Establishing their Asheville location in 1975, Putsch USA serves North America with a robust inventory of machinery, OEM spare parts and technical/field support. Putsch also carries a complete line of vertical panel saws, horizontal beam saw, glass cutting saws and vertical CNC routers. Please visit [putschusa.com/saws](http://putschusa.com/saws) to learn more about our European built and American supported panel processing machinery.

